

Hauser, Holter and Missouri River Fisheries Trends



Holter
2021 State Record
Longnose Sucker

Adam Strainer - FWP

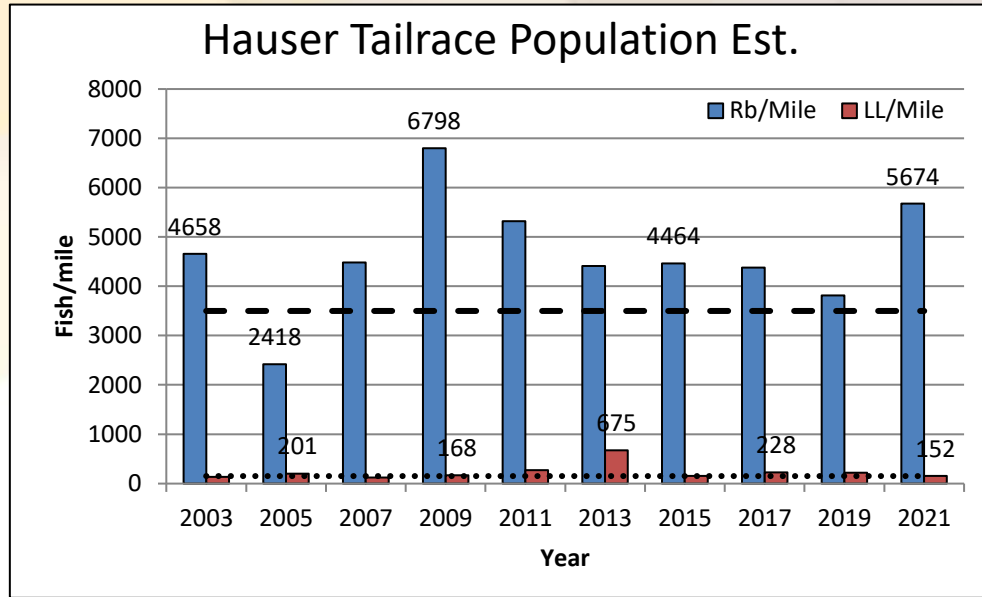


Project Area



Missouri River Surveys

Hauser Tailrace Estimate & Creel



	Goal	2021
Rb	3,500	5,674
LL	150	152

2021 Creel

Month	# Interv	Hours	RB	KOK	LL	WE	RB/HR	KOK/HR	LL/HR	WE/HR	# Boats
January	55	139.8	120	0	4	0	0.86	0.00	0.03	0.00	3
February	17	30.3	21	0	1	0	0.69	0.00	0.03	0.00	0
March	86	250	148	0	1	1	0.59	0.00	0.004	0.004	14
April	257	880.5	654	0	4	0	0.74	0.00	0.005	0.00	110
May	233	545.7	265	0	11	2	0.49	0.00	0.02	0.004	99
June	234	572.9	221	0	8	3	0.39	0.00	0.01	0.01	65
July	217	526.6	285	0	8	1	0.54	0.00	0.02	0.002	59
August	246	659.3	371	0	5	4	0.56	0.00	0.01	0.01	52
September	219	594.5	325	1	3	53	0.55	0.002	0.01	0.09	44
October	233	676.4	264	29	7	13	0.39	0.04	0.01	0.02	26
November	200	463.3	405	33	35	3	0.87	0.07	0.08	0.01	25
December	93	232.4	256	0	10	0	1.1	0.00	0.04	0.00	4
Totals	2090	5571.7	3335	63	97	80	0.60	0.01	0.02	0.01	501



A Few Kokanee...

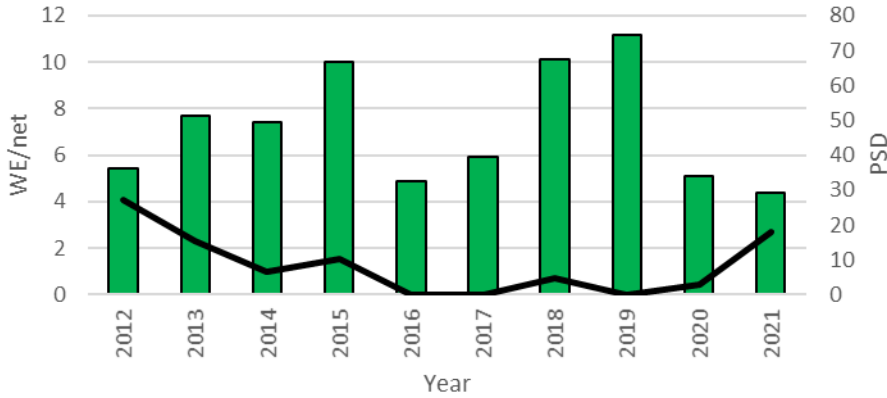


Hauser Reservoir - Annual Relative Abundance

Fall Gillnetting Surveys

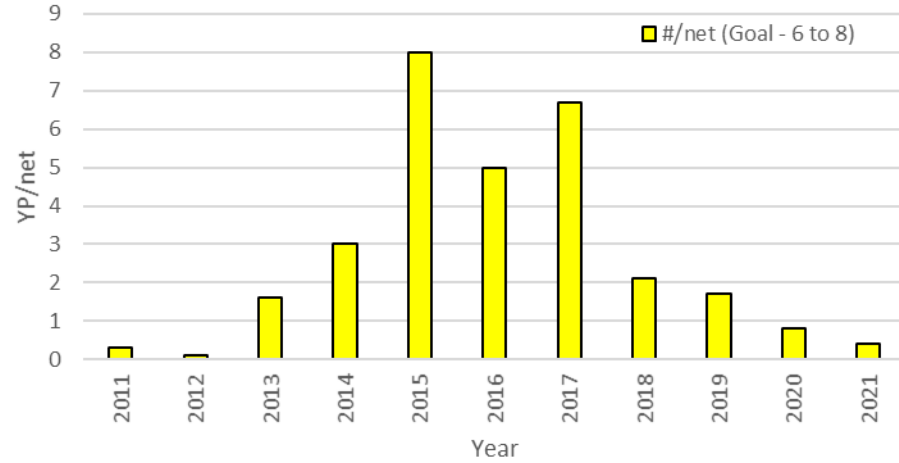
Hauser - Walleye

#/net (Goal - 4 to 6) PSD (Goal - 30 to 60)



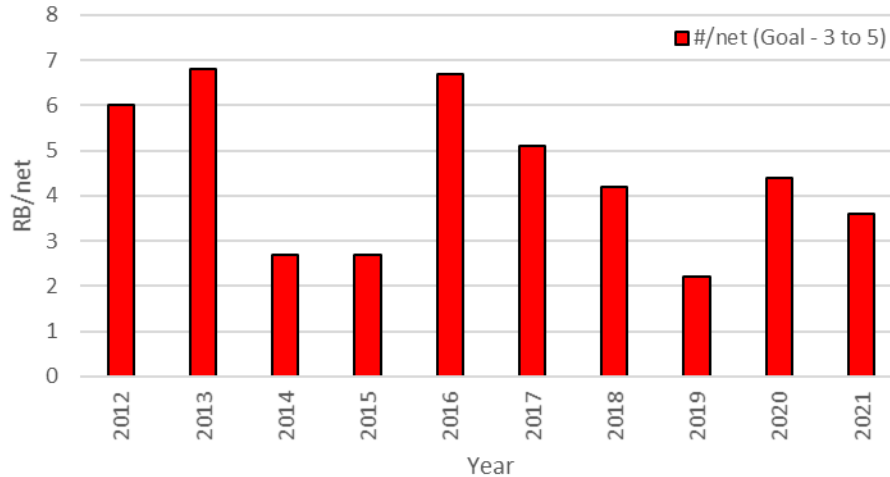
Hauser - Yellow Perch

#/net (Goal - 6 to 8)

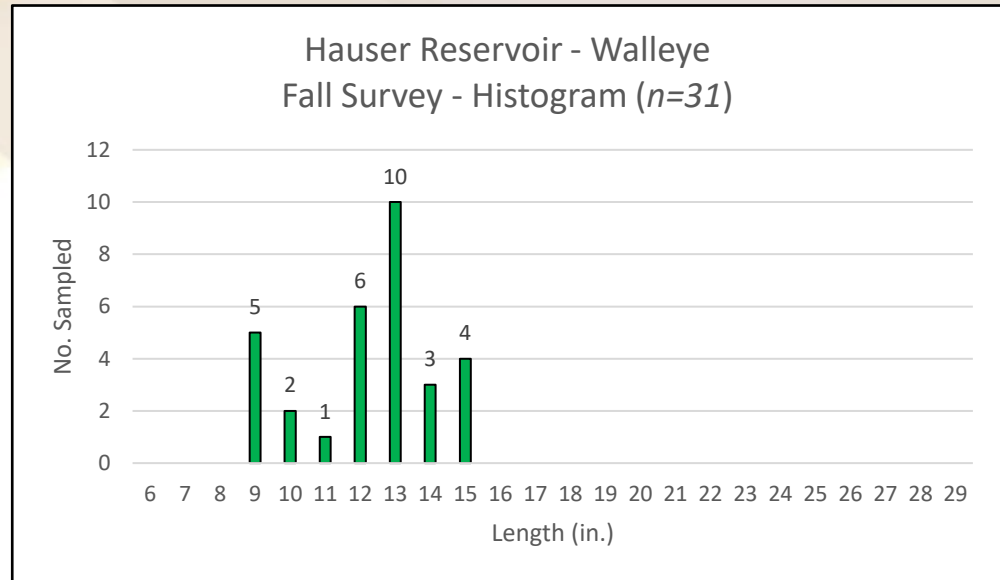


Hauser - Rainbow Trout

#/net (Goal - 3 to 5)



Hauser - Walleye



2021 Hauser Walleye - RSD					
RSD - Group	Size	#	% Total	#/Net	Wr (Ave.)
Sub	< 10.0"	5	16.1	0.7	83.8
Stock	10.0"-14.9"	22	71.0	3.1	85.4
Quality	15.0"-19.9"	4	12.9	0.6	89
Preferred	20.0"-24.9"	0	0.0	0.0	0.0
Memorable	25.0"-29.9"	0	0.0	0.0	0.0
Trophy	30"+	0	0.0	0.0	0.0
10" & Greater	26		83.9		
15" & Greater	4		12.9		
> 15" / > 10"	0.153846				
PSD	18.2				
Glossary:					
RSD	Relative Stock Density (# sampled per group)				
Wr	Relative Weight (fish "plumpness" evaluation)				
PSD	Proportional Stock Density (see plan for equation)				





October 2020



April 2021

Black Sandy State Park

York



Wild - October 2021



100K

June 2020

Canyon Ferry

284



Kokanee Salmon – Update

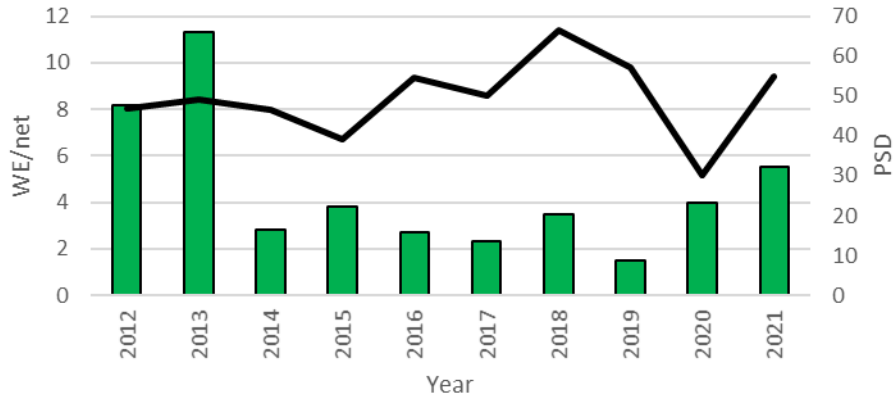


Holter Reservoir - Annual Relative Abundance

Fall Gillnetting Survey

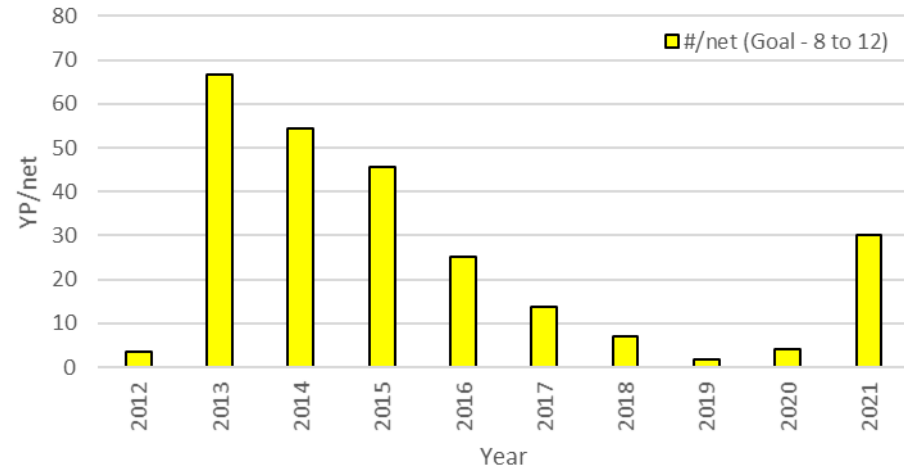
Holter - Walleye

#/net (Goal - 4 to 6) PSD (Goal - 30 to 60)



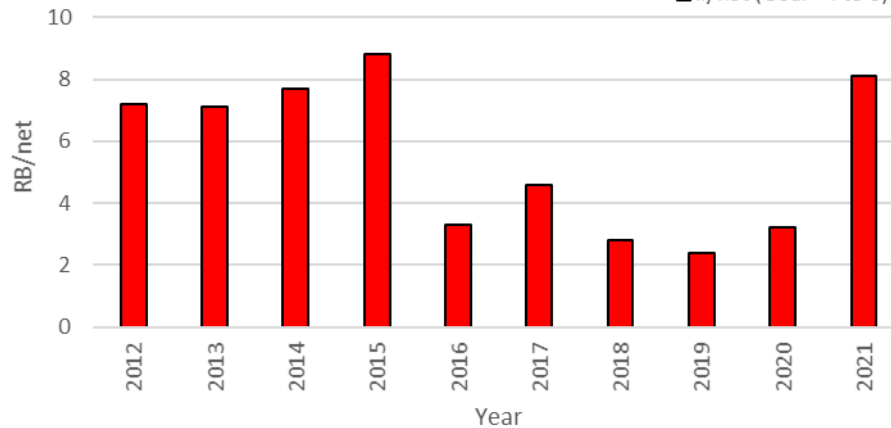
Holter - Yellow Perch

#/net (Goal - 8 to 12)

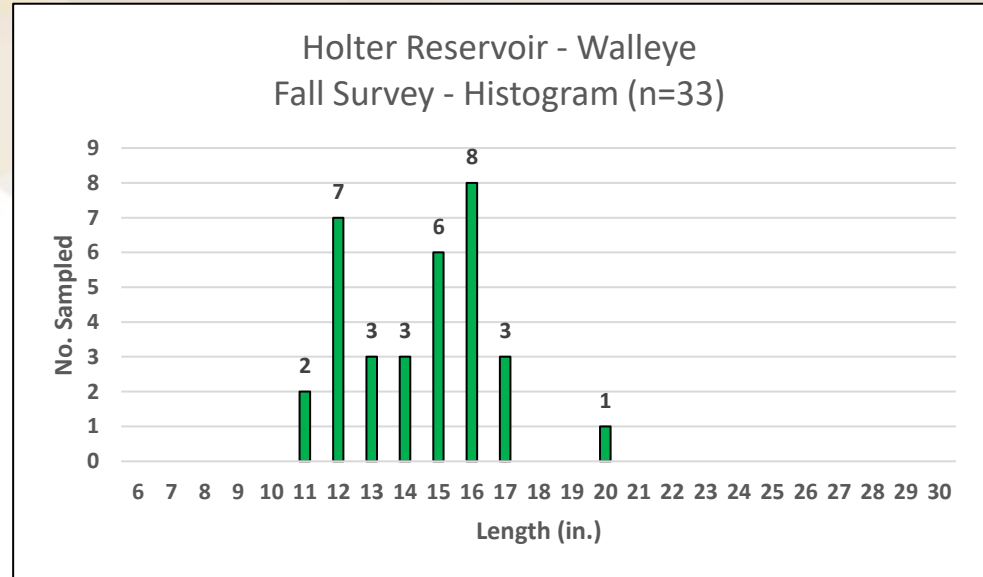


Holter - Rainbow Trout

#/net (Goal - 4 to 6)



Holter - Walleye




2021 Holter Walleye - RSD					
RSD - Group	Size	#	% Total	#/Net	Wr (Ave.)
Sub	< 10.0"	0	0.0	0.0	0.0
Stock	10.0"-14.9"	15	45.5	2.5	82.0
Quality	15.0"-19.9"	17	51.5	2.8	86.8
Preferred	20.0"-24.9"	1	3.0	0.2	93.2
Memorable	25.0"-29.9"	0	0.0	0.0	0.0
Trophy	30"+	0	0.0	0.0	0.0
10" & Greater	33		100.0		
15" & Greater	18		54.5		
> 15" / > 10"	0.545455				
PSD	55.5				
Glossary:					
RSD	Relative Stock Density (# sampled per group)				
Wr	Relative Weight (fish "plumpness" evaluation)				
PSD	Proportional Stock Density (see plan for equation)				



Holter - Kokanee



Holter - Northern Pike




Project Update

Holter Egg Take/RB Marking – 2021



Kit's Tackle Outfitters "Jiggin' the Dream" ...
Mar 17 · 🌐

Ok, I'll pose w this slimer. My PB ever at the LOG!!
When trout are cool..
[#10lbs](#) [#rainbowtrout](#) [#missouririver](#) [#log](#) [#slimed](#)




772,400 eggs in 2021



Report Card



Canyon Ferry Reservoir			
	Goal	2020	2021
WE	5 to 7 (PSD 30-60)	4.5 (21)	7.7 (29)
RB	4 to 6	3.9	3.6
YP	6 to 10	0.8	1.4



Hauser Reservoir			
	Goal	2020	2021
WE	4 to 6 (PSD 30-60)	5.1 (3)	4.4 (18)
RB	3 to 5	4.4	3.1
YP	6 to 8	1	0.4



Holter Reservoir			
	Goal	2020	2021
WE	4 to 6 (PSD 30-60)	4 (30)	5.5 (55)
RB	4 to 6	3.2	8.1
YP	8 to 12	4.2	30.2



Management Changes for 2022?




Thank You!!!

TEAM HARO

Troy Humphrey

Chris Hurley

Ashton Clinger



Questions?



Holter
2021 State Record
Walleye



Canyon Ferry – Reservoir Elevation (03/29/22)

