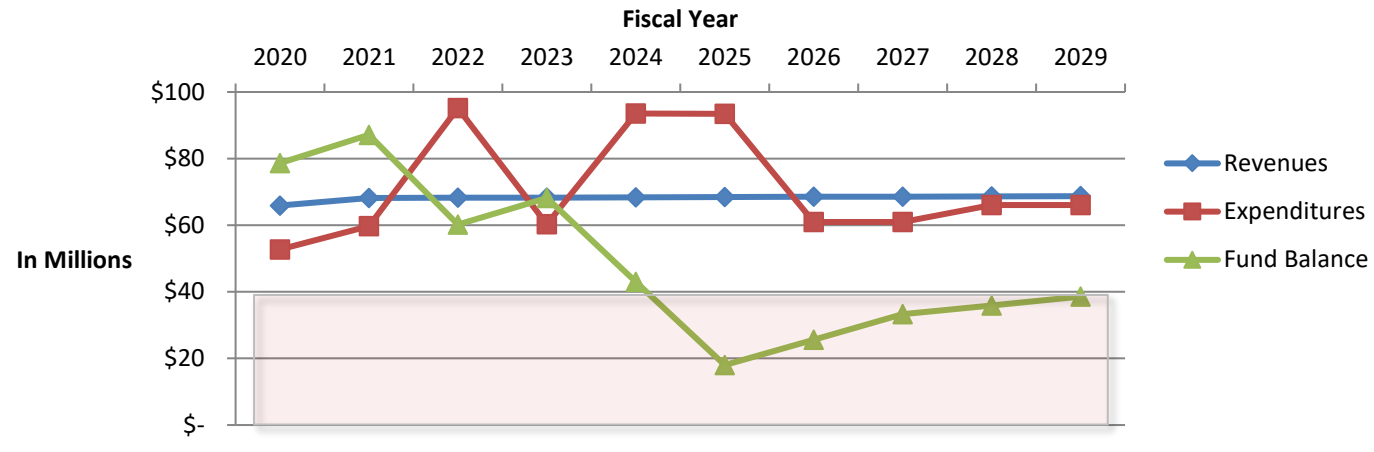


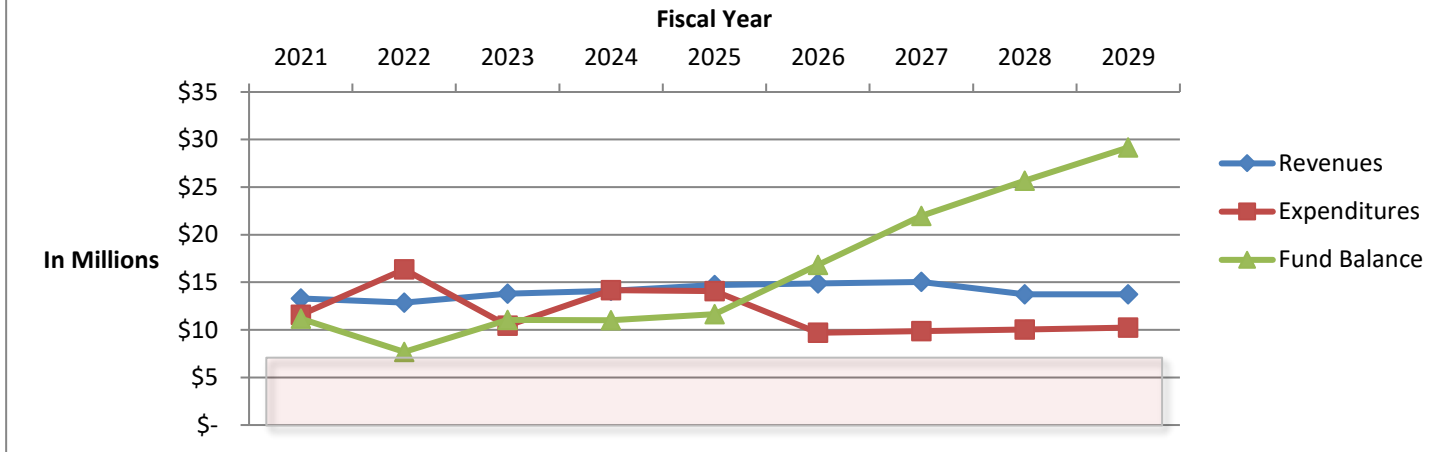
## FWP General License Fund Balance 25 Session



Fiscal Year	2020	2021	2022	2023	2024	2025	2026	2027	2028	2029
Revenues	\$ 65,910,984	\$ 68,169,328	\$ 68,235,489	\$ 68,303,724	\$ 68,372,028	\$ 68,440,400	\$ 68,508,841	\$ 68,577,349	\$ 68,645,927	\$ 68,714,573
Expenditures	\$ 52,722,803	\$ 59,710,300	\$ 95,149,077	\$ 60,320,283	\$ 93,568,982	\$ 93,438,982	\$ 60,920,042	\$ 60,920,042	\$ 66,035,680	\$ 66,035,680
Fund Balance	\$ 78,641,071	\$ 87,130,364	\$ 60,216,776	\$ 68,200,217	\$ 43,003,264	\$ 18,004,682	\$ 25,593,481	\$ 33,250,789	\$ 35,861,036	\$ 38,539,928

2022 reflects OTOs and old capital authority

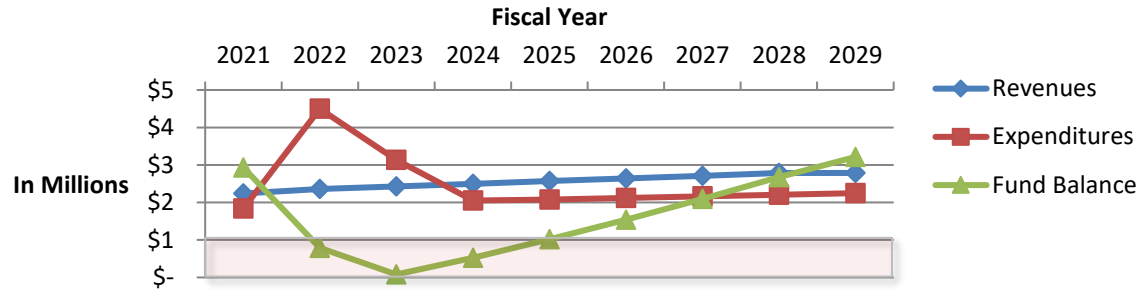
## FWP Parks & Outdoor Recreation Big 4 Fund Balance 25 Session



Fiscal Year	2021	2022	2023	2024	2025	2026	2027	2028	2029
Revenues	\$ 13,290,527	\$ 12,867,089	\$ 13,811,176	\$ 14,120,771	\$ 14,712,154	\$ 14,873,661	\$ 15,035,110	\$ 13,735,485	\$ 13,740,712
Expenditures	\$ 11,576,327	\$ 16,354,472	\$ 10,440,230	\$ 14,159,002	\$ 14,088,546	\$ 9,696,439	\$ 9,873,420	\$ 10,053,941	\$ 10,238,073
Fund Balance	\$ 11,175,048	\$ 7,687,666	\$ 11,058,612	\$ 11,020,380	\$ 11,643,987	\$ 16,821,210	\$ 21,982,900	\$ 25,664,444	\$ 29,167,082

2022 reflects OTOs and old capital authority

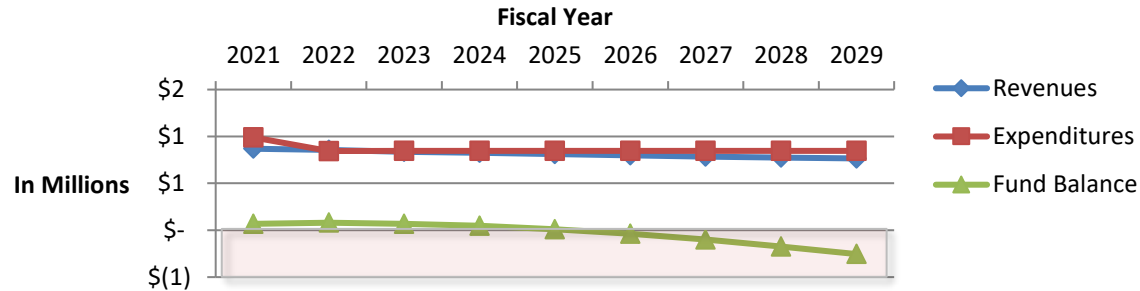
## FWP Parks & Outdoor Recreation Big 4 Fund 02274 Balance 25 Session



Fiscal Year	2021	2022	2023	2024	2025	2026	2027	2028	2029
Revenues	\$ 2,240,736	\$ 2,355,472	\$ 2,426,871	\$ 2,498,269	\$ 2,569,667	\$ 2,641,065	\$ 2,712,463	\$ 2,783,861	\$ 2,786,645
Expenditures	\$ 1,839,266	\$ 4,497,669	\$ 3,133,977	\$ 2,055,294	\$ 2,075,847	\$ 2,117,364	\$ 2,159,712	\$ 2,202,906	\$ 2,246,964
Fund Balance	\$ 2,929,939	\$ 787,743	\$ 80,636	\$ 523,610	\$ 1,017,430	\$ 1,541,130	\$ 2,093,882	\$ 2,674,837	\$ 3,214,518

2022 reflects OTOs and old capital authority

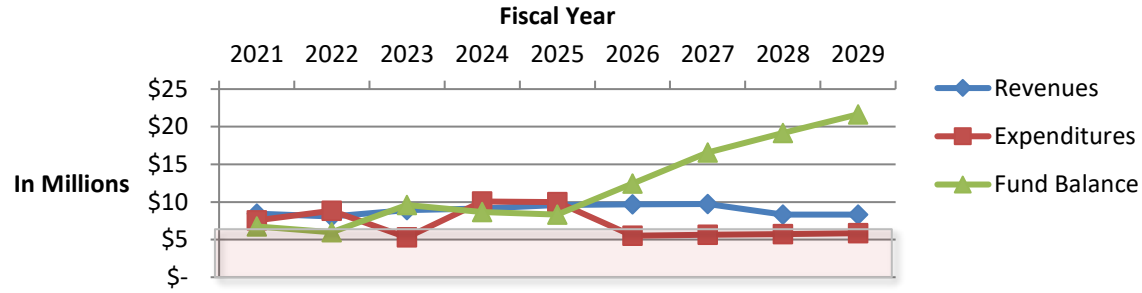
## FWP Parks & Outdoor Recreation Big 4 Fund 02408 Balance 25 Session



Fiscal Year	2021	2022	2023	2024	2025	2026	2027	2028	2029
Revenues	\$ 868,966	\$ 856,136	\$ 836,823	\$ 824,694	\$ 811,147	\$ 798,820	\$ 786,305	\$ 773,541	\$ 765,805
Expenditures	\$ 989,726	\$ 844,453	\$ 847,359	\$ 847,359	\$ 847,359	\$ 847,359	\$ 847,359	\$ 847,359	\$ 847,359
Fund Balance	\$ 68,509	\$ 80,192	\$ 69,656	\$ 46,991	\$ 10,779	\$ (37,760)	\$ (98,813)	\$ (172,632)	\$ (254,185)

2022 reflects OTOs and old capital authority

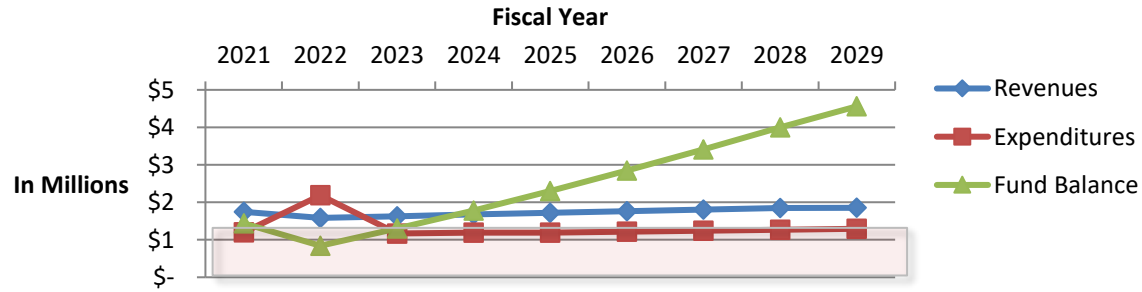
## FWP Parks & Outdoor Recreation Big 4 Fund 02411 Balance 25 Session



Fiscal Year	2021	2022	2023	2024	2025	2026	2027	2028	2029
Revenues	\$ 8,435,694	\$ 8,071,376	\$ 8,918,799	\$ 9,124,546	\$ 9,613,499	\$ 9,671,357	\$ 9,729,344	\$ 8,326,507	\$ 8,334,834
Expenditures	\$ 7,549,509	\$ 8,826,639	\$ 5,290,209	\$ 10,062,587	\$ 9,971,578	\$ 5,514,078	\$ 5,624,359	\$ 5,736,846	\$ 5,851,583
Fund Balance	\$ 6,734,043	\$ 5,978,780	\$ 9,607,370	\$ 8,669,329	\$ 8,311,250	\$ 12,468,530	\$ 16,573,515	\$ 19,163,176	\$ 21,646,426

2022 reflects OTOs and old capital authority

## FWP Parks & Outdoor Recreation Big 4 Fund 02412 Balance 25 Session



Fiscal Year	2021	2022	2023	2024	2025	2026	2027	2028	2029
Revenues	\$ 1,745,131	\$ 1,584,105	\$ 1,628,684	\$ 1,673,262	\$ 1,717,841	\$ 1,762,419	\$ 1,806,998	\$ 1,851,576	\$ 1,853,428
Expenditures	\$ 1,197,826	\$ 2,185,711	\$ 1,168,685	\$ 1,193,762	\$ 1,193,762	\$ 1,217,638	\$ 1,241,990	\$ 1,266,830	\$ 1,292,167
Fund Balance	\$ 1,442,557	\$ 840,951	\$ 1,300,950	\$ 1,780,450	\$ 2,304,528	\$ 2,849,309	\$ 3,414,317	\$ 3,999,063	\$ 4,560,324

2022 reflects OTOs and old capital authority